

MIT Joint Program on the Science and Policy of Global Change



Directed Technical Change and the Adoption of CO₂ Abatement Technology: *The Case of CO₂ Capture and Storage*

Vincent M. Otto and John Reilly

Report No. 139

August 2006

The MIT Joint Program on the Science and Policy of Global Change is an organization for research, independent policy analysis, and public education in global environmental change. It seeks to provide leadership in understanding scientific, economic, and ecological aspects of this difficult issue, and combining them into policy assessments that serve the needs of ongoing national and international discussions. To this end, the Program brings together an interdisciplinary group from two established research centers at MIT: the Center for Global Change Science (CGCS) and the Center for Energy and Environmental Policy Research (CEEPR). These two centers bridge many key areas of the needed intellectual work. Additional essential areas are covered by other MIT departments, by collaboration with the Ecosystems Center of the Marine Biology Laboratory (MBL) at Woods Hole, and by short- and long-term visitors to the Program. The Program involves sponsorship and active participation by industry, government, and non-profit organizations.

To inform processes of policy development and implementation, climate change research needs to focus on improving the prediction of those variables that are most relevant to economic, social, and environmental effects. In turn, the greenhouse gas and atmospheric aerosol assumptions underlying climate analysis need to be related to the economic, technological, and political forces that drive emissions, and to the results of international agreements and mitigation. Further, assessments of possible societal and ecosystem impacts, and analysis of mitigation strategies, need to be based on realistic evaluation of the uncertainties of climate science.

This report is one of a series intended to communicate research results and improve public understanding of climate issues, thereby contributing to informed debate about the climate issue, the uncertainties, and the economic and social implications of policy alternatives. Titles in the Report Series to date are listed on the inside back cover.

Henry D. Jacoby and Ronald G. Prinn,
Program Co-Directors

For more information, please contact the Joint Program Office

Postal Address: Joint Program on the Science and Policy of Global Change
77 Massachusetts Avenue
MIT E40-428
Cambridge MA 02139-4307 (USA)

Location: One Amherst Street, Cambridge
Building E40, Room 428
Massachusetts Institute of Technology

Access: Phone: (617) 253-7492
Fax: (617) 253-9845
E-mail: globalchange@mit.edu
Web site: <http://mit.edu/globalchange/>

Directed technical change and the adoption of CO₂ abatement technology: *The case of CO₂ capture and storage*

Vincent M. Otto* and John Reilly

Abstract

This paper studies the cost effectiveness of combining traditional environmental policy, such as CO₂ trading schemes, and technology policy that has aims of reducing the cost and speeding the adoption of CO₂ abatement technology. For this purpose, we develop a dynamic general equilibrium model that captures empirical links between CO₂ emissions associated with energy use, directed technical change and the economy. We specify CO₂ capture and storage (CCS) as a discrete CO₂ abatement technology. We find that combining CO₂-trading schemes with an adoption subsidy is the most effective instrument to induce adoption of the CCS technology. Such a subsidy directly improves the competitiveness of the CCS technology by compensating for its markup over the cost of conventional electricity. Yet, introducing R&D subsidies throughout the entire economy leads to faster adoption of the CCS technology as well and in addition can be cost effective in achieving the abatement target.

Contents

1. Introduction	1
2. Basic features of the model.....	3
2.1. Model specifications.....	3
2.2. Equilibrium and growth.....	4
3. Calibration	4
4. Simulations	5
4.1. Simulation 1: Differentiated CO ₂ -trading schemes.....	6
4.2. Simulation 2: Combination of differentiated CO ₂ -trading schemes and an adoption subsidy	7
4.3. Simulation 3: Combination of differentiated CO ₂ -trading schemes and a directed R&D subsidy	8
4.4. Simulation 4: Combination of differentiated CO ₂ -trading schemes and differentiated R&D subsidies....	8
4.5. Effects on CO ₂ emissions	9
4.6. Fiscal implications	11
4.7. Sensitivity analysis	12
5. Conclusions	12
6. References	14

1. INTRODUCTION

There has been considerable interest in the incentives created by environmental policy to induce technical change in general and the adoption of novel abatement technology in particular (see for a survey Jaffe et al., 2002). Examples include scrubbers to abate sulfur dioxide emissions from smokestacks, catalytic converters to reduce automobile emissions of nitrogen oxides, and alternative fuel additives to replace lead in gasoline. The example of scrubbers is an interesting one in that their development was spurred largely by a technology standard. Introduction of a sulfur dioxide cap-and-trade program in the US, considered a more cost-effective policy, led to significant reductions in sulfur dioxide emissions but with much less deployment of scrubbers than under the technology standard (Ellerman et al., 2000). The lesson appears to be that while new technology may be an important result of environmental policy, a cost effective policy may not necessarily lead to widespread adoption of particular technologies.

* Corresponding author. Tel: +1 617 258 8618; Fax: +1 617 253 9845; Email: vincento@mit.edu.

On the other hand, there may be technology externalities that are not fully captured in private decisions. Knowledge spillovers and network externalities are prime examples. In such cases, technology policy aimed at the technology externalities can be used to induce widespread adoption of pollution abatement technology and in turn improve cost effectiveness of the pollution abatement. Furthermore, technology externalities may differ from sector to sector, possibly affecting the overall costs of environmental policy. If this is the case, differentiating environmental policy between sectors increases its cost effectiveness (Rosendahl, 2004; Otto et al., 2006). We take such differentiated environmental policy as our starting point and study the cost effectiveness of combining this environmental policy with different technology policies with respect to adoption of CO₂ abatement technology and ultimately with respect to abatement of CO₂ emissions. Is technology policy necessary in the first place? If yes, is it cheaper to use technology adoption subsidies or R&D subsidies directed to the CO₂ abatement technology? Do we also induce its adoption if we try to correct for all market failures associated with technical change throughout the economy?

Previous investigations of this issue include the econometric analyses of Jaffe and Stavins (1995) and Hassett and Metcalf (1995), who compare energy taxes with adoption subsidies regarding adoption of CO₂-abatement technology. Using theoretical models, Milliman and Prince (1989, 1992) and Jung et al. (1996), among others, compare several environmental policy instruments regarding adoption of CO₂-abatement technology, although these studies do not include technology policy instruments in their comparisons. In a computable general equilibrium setting, Gerlagh and van der Zwaan (2006) compare various policy instruments regarding adoption of CO₂ capture and storage as a CO₂ abatement technology, although their comparison is also limited to environmental policy instruments only. Popp (2004) and Kverndokk et al. (2004) do not study adoption (of non-CO₂ intensive technology) per se but rather how adoption influences the cost effectiveness of carbon taxes and R&D subsidies with respect to CO₂ emission reduction.¹

We combine these various approaches and compare CO₂-trading schemes, adoption subsidies, and R&D subsidies with respect to adoption of CO₂ abatement technology and ultimately with respect to cost effective abatement of CO₂ emissions. For this purpose, we develop a dynamic computable general equilibrium (CGE) model, in which we specify CO₂ capture and storage (CCS) as a discrete CO₂ abatement technology. CCS refers broadly to processes that separate CO₂ from industrial or energy sources and isolate it from the atmosphere (IPCC, 2005). Specific approaches include those that separate CO₂ from the fuel before it is combusted and other approaches that remove it from flue gases after combustion. Storage technology has focused on geological formations such as saline aquifers or oil and gas fields where, if chosen carefully and monitored, the expectation is that the CO₂ would remain isolated from the atmosphere permanently. The net reduction of CO₂ emissions depends on, among others, the fraction of CO₂ captured, the extent of efficiency loss in energy conversion and leakage during transport and storage. Technologies currently envisioned for CCS are subject to economies of scale and thus

¹ We refer to Jaffe et al. (2002) for a survey of all previous studies and to Requate (2005) for a more recent survey of previous studies using theoretical models only.

energy and economic models indicate that the major contribution of CCS to CO₂ mitigation is likely to come from adoption in the electricity sector, which currently includes large point sources for CO₂ emissions (IPCC, 2005). Our overall goal is to construct simulations that reveal cost-effective combinations of environmental, R&D, and technology adoption policies.

2. BASIC FEATURES OF THE MODEL

We build on a dynamic CGE model that explicitly captures links between CO₂ emissions associated with energy use, directed technical change and the economy. This model is formulated as a mixed-complementarity problem using the Mathematical Programming System for General Equilibrium Analysis (Rutherford, 1999). A full description of the model is provided in Otto et al. (2006). Here we restrict ourselves to a description of the basic features of the model and focus on the new specifications that relate to electricity generation technology that includes CCS.

2.1. Model specifications

We specify a single representative consumer and representative producers in each of the following 7 aggregate sectors: (1) agriculture, (2) energy-intensive industry, (3) non-energy intensive industry and services, (4) trade and transport, (5) energy, (6) CO₂-intensive electricity and (7) non-CO₂ intensive electricity. The energy sector comprises the oil and gas industries. Agents behave rationally and have perfect foresight. The representative consumer maximizes discounted welfare subject to the intertemporal budget constraint. Discounted welfare is a function of the discounted sum of consumption over the time horizon. The model is designed to examine cost-effectiveness of abatement options and environmental quality therefore does not enter the utility function, implying independence of the demand functions for goods with respect to environmental quality.

Producers maximize profits over time, subject to their production-possibility frontier, which are determined by nested constant-elasticity-of-substitution functions of knowledge capital, physical capital, labor, and intermediate inputs. In addition, imported coal is used in the production of energy-intensive goods and CO₂-intensive electricity. Intermediate usage of oil, gas, and coal entail CO₂ emissions, which might be subject to quantity constraints, i.e. CO₂ trading schemes. To meet these constraints, several CO₂ abatement options are available to the producer. These options include, among others, a reduction in overall energy use, a shift away from fossil fuels as input, and technical change to increase efficiency of production or to develop CCS as a CO₂ abatement technology in the electricity sector. We specify gas-fired and coal-fired electricity generation technologies with CCS (henceforth referred to as gas or coal CCS technology) as a perfect substitute for those technologies without CCS in the CO₂-intensive electricity sector. The CCS technologies are characterized by separate constant-elasticity-of-substitution functions of knowledge capital, physical capital, labor, and intermediate inputs. We assume that engineers and scientists working in conventional power plants would also be involved in applying CCS technologies and the latter therefore use the same knowledge capital as the former. Fixed proportions between the various inputs ensure that the CCS technologies are specified as discrete technologies.

Technical change is characterized by innovation possibility frontiers, which describe investment in knowledge capital in the sectors. Knowledge capital is sector specific (c.f. Basu and Weil, 1998) and investments in knowledge capital merely involve final goods as input. In addition, there is a delayed technology externality in innovation in that previous investments in knowledge capital have a positive external effect on the efficiency of current investments. Knowledge spillovers and network effects, among others, underlie this technology externality, which also is sector specific because we assume that knowledge capital in one sector is too different to benefit from advances in other sectors. Finally, knowledge-capital investments accumulate into stocks, and we assume these give rise to an additional technology externality in sectoral production. While we only model explicitly one representative producer per sector, the technology externalities mean that the representative producer does not consider these externalities in making investment decisions and thus underinvests in knowledge capital from a social welfare perspective. The approach thus approximates the results of modeling a sector as composed of multiple individual firms, where a firm can capture some of the rents associated with its innovation but cannot capture the full returns to knowledge capital based on demand of the entire sector.

2.2. Equilibrium and growth

We solve the model so that each agent's decisions are consistent with welfare maximization in the case of the representative consumer and profit maximization in the case of producers. When income is balanced and markets clear at all points in time as well, the output, price and income paths constitute an equilibrium. Markets for production factors and final goods are perfectly competitive but there initially is no market for CO₂ emissions associated with energy use. The technology externalities support non-convexities in the possibility frontiers and cause private and social returns to knowledge capital to diverge. As a result, when these externalities are present the social welfare optimum diverges from the solution resulting from private agent's optimizing decisions.

Economic growth reflects the growth rates of the labor supply and stocks of physical and knowledge capital. Growth of the labor supply is exogenous and constant over time. Growth rates of both capital stocks stem from endogenous saving and investment behavior. The economy achieves balanced growth over time with the stocks of physical and knowledge capital growing at the same rate as the labor supply.

3. CALIBRATION

We calibrate our model to the Dutch economy in 1999. We consider a 32-year time horizon, defined over the years 1999 through 2030, and calibrate the model to a balanced growth path of two percent. We use central parameter values and data presented in Appendices A and B of Otto et al. (2006) and refer to this publication for more details about the calibration procedure. We restrict ourselves here to describing the calibration of the new feature of our model: the CCS technologies.

Electricity generation technologies fired by natural gas and coal are being used for respectively base- and mid-load electricity demand in the Netherlands. **Table 1** shows the expected costs of these electricity generation technologies with CCS in the Netherlands (see for a more detailed comparison of the various CCS technology options Damen et al., 2006).

The generation costs are based on natural-gas combined cycle (NGCC), pulverized-coal fired power plants (PC) and integrated coal gasification combined cycle (IGCC) and include cost estimates for CO₂ capture but not storage. Equipping the PC technology with CCS results in a slightly higher CO₂ capture rate than when the other electricity technologies are equipped with CCS. Regarding storage, we use a cost estimate of 5 €/t CO₂ stored, which includes pipeline transport to and injection in the gas fields in the North Sea or the north of the Netherlands. Further, transmission and distribution costs must be incorporated to make a clean comparison with the cost of conventional electricity in the model. Overall, the NGCC technology with CCS is 8% more expensive than the cost of conventional electricity whereas the IGCC and PC technologies with CCS are 17 and 25% more expensive. These estimates of cost “markup” correspond with other studies (see e.g. McFarland et al., 2004). Yet, since the components of CCS are in various stages of development and none of these electricity generation technologies have yet been built on a full scale with CCS, ultimate costs of CCS cannot be stated with certainty. Neither do we know the full potential of CCS with precision. We assume that all CO₂ captured in the Netherlands can also be stored and focus on subsequent adoption of CCS. For simplicity, we assume adoption can be immediate. Nevertheless, it is expected that further technical change will bring down costs or increase potential or both over time.

Table 1. Cost of electricity with CO₂ capture and storage in the Netherlands (€/kWh).

Electricity generation and CO ₂ capture	Without CCS	With CCS		
		NGCC	IGCC	PC
Capital		1.5	2.7	3.0
Fuel		3.0	1.5	1.6
Operation and maintenance		0.5	1.2	1.4
CO ₂ storage		0.2	0.5	0.4
Transmission and distribution		2.9	2.9	2.9
Total	7.5	8.1	8.8	9.3
Markup (%)	0	8	17	24
CO ₂ capture rate (%)	0	85	85	90

NGCC refers to natural gas combined cycle, IGCC refers to integrated coal gasification combined cycle and PC refers to pulverized coal. Fuel costs of natural gas are based on 4€/GJ and fuel costs of coal are based on 1.5 €/GJ. Storage costs are based on 5 €/t CO₂. We draw on Damen et al. (2006) for CCS-related data, IEA (1999) for transmission and distribution cost shares and Eurostat for the cost of conventional electricity.

4. SIMULATIONS

We analyze the cost-effectiveness of environmental policy either alone or combined with technology policy to induce adoption of the gas CCS technology. The emissions target achieves a 40% reduction relative to the reference case, approximating stabilization of CO₂ emissions at 1990 levels for the Netherlands, as agreed upon in the Kyoto protocol. This assumes the 1990 level would also apply in post-Kyoto commitment periods (i.e. after 2012) to the end of the

model horizon. Environmental policy takes the form of CO₂ trading schemes, which we differentiate between CO₂ intensive and non-CO₂ intensive sectors. We label agriculture, non-energy intensive industries and services, and non-CO₂ intensive electricity as non-CO₂ intensive sectors and energy-intensive industries, trade and transport, energy, and CO₂-intensive electricity as CO₂-intensive sectors. Technology policy is aimed at the internalization of positive technology externalities that may underlie non-adoption of the CCS technology and takes the form of technology adoption subsidies or R&D subsidies. We direct R&D subsidies only to the development of the CCS technology or generally to the development of technologies throughout the economy. In the last case, we differentiate the subsidies between CO₂ intensive- and non-CO₂ intensive sectors. In either case, we “ earmark ” the R&D subsidy for the CCS technologies such that the use of knowledge capital by conventional technologies in the CO₂-intensive electricity sector is limited to the replacement of obsolete knowledge capital and all other knowledge capital is used by the CCS technologies. To avoid leakage of CO₂ emissions to consumption in all simulations, we also abate these emissions by 40% relative to the reference case using a separate quantity constraint.² We introduce the policies from 2007 onward and conduct a gridded search across the parameter space of the policies to find the cost effective policy combinations. We explore the potential of coal CCS technologies in the sensitivity analysis. **Table 2** summarizes the four simulations.

Table 2. Effects of policies on discounted welfare and adoption of CCS technology.

Simulation	Discounted welfare (%)	Year of adoption
Reference	0.00	No
1 Differentiated CO ₂ -trading schemes	-1.46	2023
2 Combination of differentiated CO ₂ -trading schemes and an adoption subsidy	-0.75	2007
3 Combination of differentiated CO ₂ -trading schemes and a directed R&D subsidy	-1.19	2009
4 Combination of differentiated CO ₂ -trading schemes and differentiated R&D subsidies	13.84	2009

Discounted welfare is expressed in percentage changes relative to the reference case.

4.1. Simulation 1: Differentiated CO₂-trading schemes

Figure 1 shows effects of the cost-effective set of differentiated CO₂-trading schemes on electricity generation. The trading schemes yield a discounted welfare loss of 1.45% and entail shadow prices of €11.55 and €1.00 per ton CO₂ in respectively the CO₂ intensive and non-CO₂ intensive sectors. By pricing CO₂ emissions, the trading schemes improve the competitiveness of the CCS technology and induce its adoption, albeit only from 2023 onward. In the meantime, CO₂ efficiency of the conventional electricity generation technologies improves instead, making it more difficult for the CCS technology to enter. Once the CCS technology has been adopted, however, large quantities of electricity can then be generated in a non-CO₂ intensive manner. As a result, electricity itself then gains market share as an energy carrier, which further increases output of the CCS technology.

² Note that CO₂ emissions abroad can increase as we only investigate domestic abatement. Yet, we use an Armington specification that closes international trade in a way that limits this leakage effect.

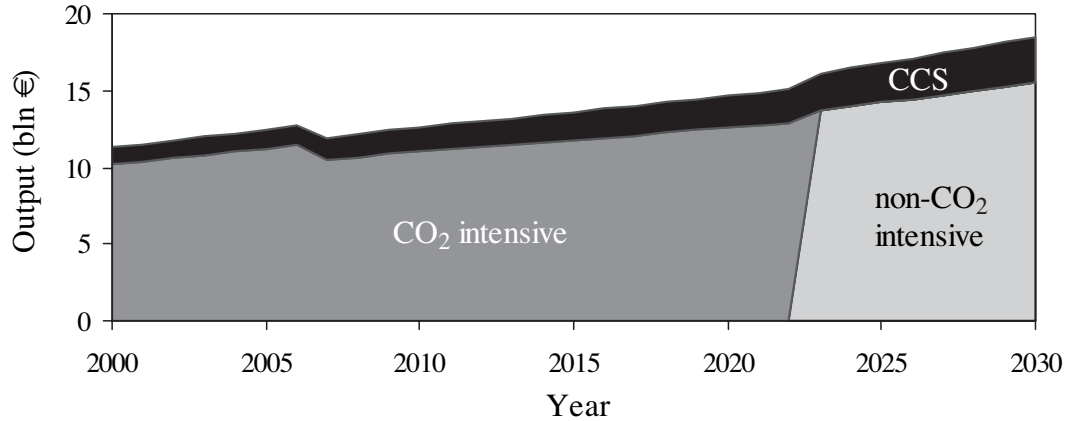


Figure 1. Effects of the cost-effective set of differentiated CO₂-trading schemes on electricity generation per technology (bln. €).

4.2. Simulation 2: Combination of differentiated CO₂-trading schemes and an adoption subsidy

Figure 2 shows that the cost-effective combination of differentiated CO₂-trading schemes with an adoption subsidy for CCS technology is very effective in inducing its adoption. By directly compensating for the markup over the cost of conventional electricity, the CCS technology becomes competitive from the moment the adoption subsidy is introduced and immediately substitutes for the conventional technologies used in the CO₂-intensive electricity sector. This result is in line with empirical findings by Jaffe and Stavins (1995) and Hassett and Metcalf (1995) that show technology adoption subsidies to be more effective in inducing adoption of energy conservation technologies than energy taxes.

The cost-effective combination of instruments comprises shadow prices of €6.65 and €4.95 per ton CO₂ in the CO₂ intensive and non-CO₂ intensive sectors and an adoption subsidy of 21% and entails a discounted welfare loss of 0.75%. This loss is lower than in the first simulation with just the CO₂ trading schemes because the adoption subsidy corrects for positive technology externalities related to the CCS technology (see Table 2). Technology externalities lead to underinvestment in the CCS technology according to what is optimal from a social welfare

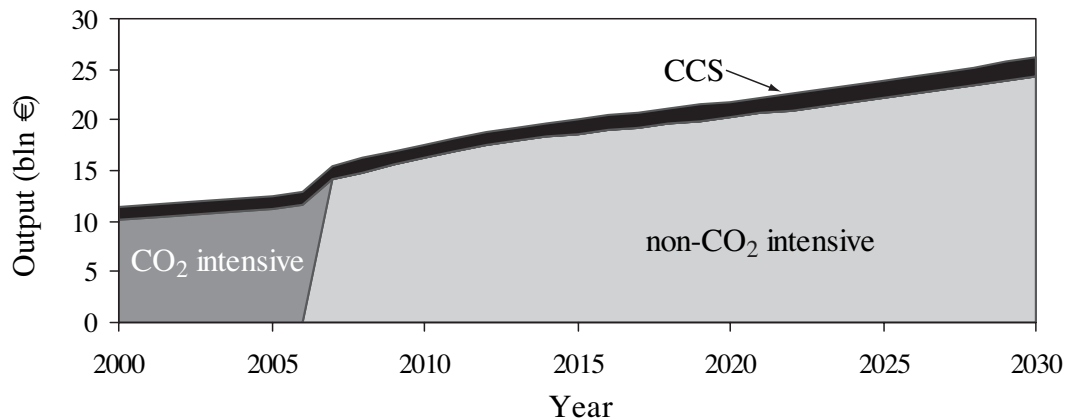


Figure 2. Effects of the cost-effective combination of differentiated CO₂-trading schemes and an adoption subsidy on electricity generation per technology (bln. €).

perspective. Knowledge gained during the development phase of the CCS technology, for example, might spill over to other firms in the electricity- or energy sector and indirectly increase their productivity. By subsidizing the use of the CCS technology, we “pull” this technology out of its development phase and consequently bring its investment levels closer to the socially optimal level.

4.3. Simulation 3: Combination of differentiated CO₂-trading schemes and a directed R&D subsidy

Figure 3 shows that the cost-effective combination of differentiated CO₂-trading schemes with an R&D subsidy directed to CCS technology also induces its adoption, albeit later in time and at a slower rate than with the adoption subsidy. Whereas the adoption subsidy directly improves competitiveness of the CCS technology by lowering its output price, the directed R&D subsidy only indirectly improves competitiveness by lowering one of the various input prices. It is only when sufficient knowledge capital has been accumulated that the input costs of knowledge capital services decreases to the extent that the CCS technology becomes competitive and gains market share. Similar to the first simulation with only the trading schemes, CO₂ efficiency of conventional electricity generation technologies improves in the meantime, making it more difficult for the CCS technology to gain market share.

The cost-effective combination of instruments now comprises shadow prices of €10.50 and €1.05 per ton CO₂ in the CO₂ intensive and non-CO₂ intensive sectors and a directed R&D subsidy of 59% and entails a discounted welfare loss of 1.19%. This loss is lower than in the first simulation with only the trading schemes, but higher than in the second simulation with the additional adoption subsidy (see Table 2). Although the directed R&D subsidy also corrects for technology externalities associated with the CCS technology, it takes more time to receive the returns on the investments than with the adoption subsidy.

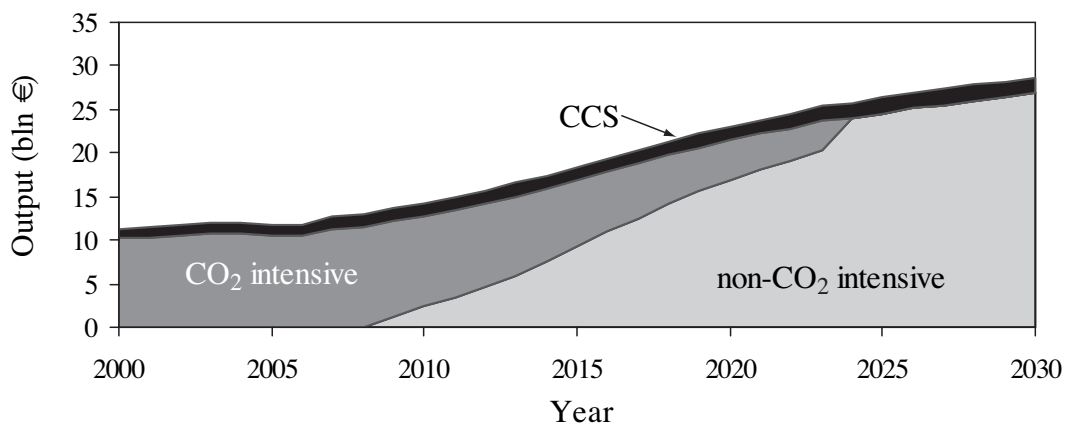


Figure 3. Effects of the cost-effective combination of differentiated CO₂-trading schemes and a directed R&D subsidy on electricity generation per technology (bln. €).

4.4. Simulation 4: Combination of differentiated CO₂-trading schemes and differentiated R&D subsidies

Figure 4 shows that the cost-effective combination of differentiated CO₂-trading schemes with differentiated R&D subsidies throughout the economy leads to more and faster adoption of

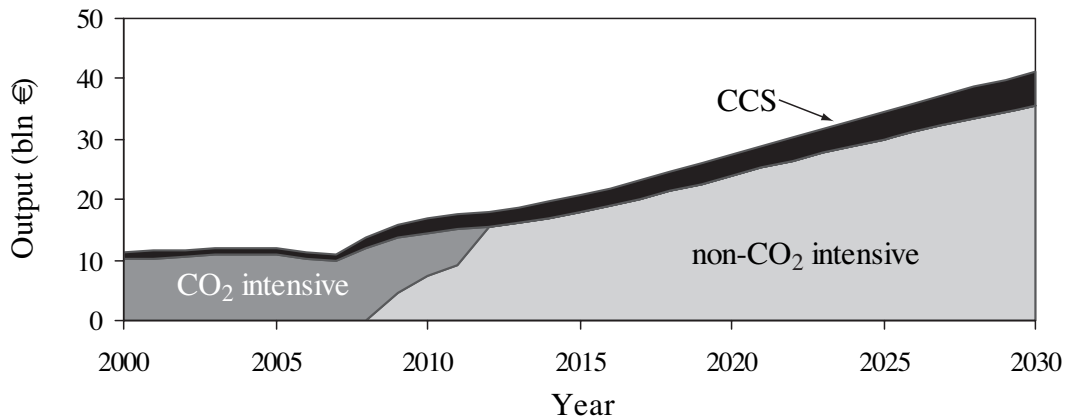


Figure 4. Effects of the cost-effective combination of differentiated CO₂-trading schemes and differentiated R&D subsidies on electricity generation per technology (bln. €).

CCS technology than in the previous simulation with the R&D subsidy directed only to the CCS technology. More specifically, the cost-effective combination of instruments now comprises shadow prices of €19.60 and €10.10 per ton CO₂ in the CO₂ intensive- and non-CO₂ intensive sectors as well as R&D subsidies of 60% and 51% in the respective sectors. In contrast to the R&D subsidy directed only to CCS technology, the optimal set of differentiated R&D subsidies enhances economic growth in the whole economy and further increases the shadow prices of CO₂. Both these effects improve the competitiveness of CCS technology. Compared to the second simulation with the adoption subsidy, however, adoption occurs later in time and remains slower. Whereas R&D subsidies are first-best instruments to internalize technology externalities, they are not necessarily the most effective instruments to induce adoption of new technology because they only indirectly improve competitiveness of new technology as discussed above. Nevertheless, discounted welfare increases by 13.84% relative to the reference case and this policy combination is therefore superior from a welfare perspective as technology externalities are internalized throughout the whole economy.

4.5. Effects on CO₂ emissions

Figure 5 shows effects of the cost-effective policies identified in the four simulations above on CO₂ emissions in the Dutch economy. Aggregate CO₂ emissions are abated by 40% relative to the reference case, which corresponds to stabilization of emissions around 160 Mt CO₂ per year. The typical abatement pattern consists of relatively less abatement in early years and more abatement in later years. In the fourth simulation with both the trading schemes and the optimally differentiated R&D subsidies, for example, emissions are abated by a mere 15-20% in the first couple of years after the policies have been introduced whereas emissions are abated by about 50% toward the end of the time horizon. Both the technology externalities and the adoption of CCS technology in later years reduce abatement costs in the future and hence reduce shadow prices of CO₂ emissions today (Goulder and Mathai, 2000). In the second simulation with the adoption subsidy, however, abatement is spread more evenly over time as the CCS technology is adopted immediately after the policies are introduced.

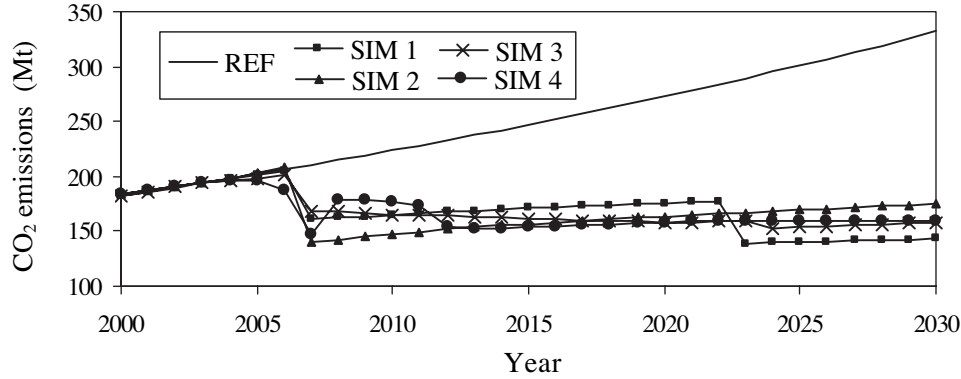


Figure 5. Effects of the policy combinations on aggregate CO₂ emissions (Mt CO₂).

Sectoral emission patterns also exhibit variation across the simulations. CO₂ intensities, differentiation of the policy instruments, and adoption of the CCS technology all determine which sectors abate more and which sectors abate less. **Figures 6 and 7** show effects of the cost-effective policies identified in the simulations above on CO₂ emissions in the two sectors most affected by possible adoption of CCS technology: the CO₂-intensive electricity sector and the energy sector.

Regarding the CO₂-intensive electricity sector, CO₂ emission levels correspond to the amount of electricity generated with the various generation technologies as shown in Figures 1 through 4. The CCS technology is adopted to varying extents in the four simulations and the abatement burden of the CO₂-intensive electricity sector consequently increases to these extents.

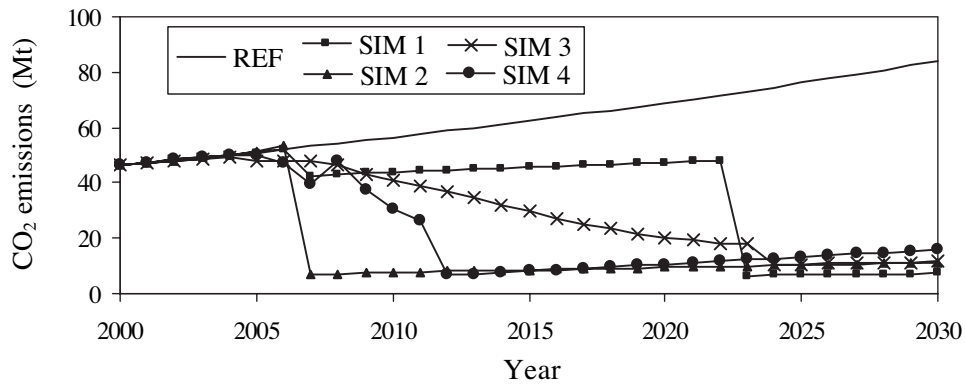


Figure 6. Effects of the policy combinations on CO₂ emissions in the electricity sectors (Mt CO₂)

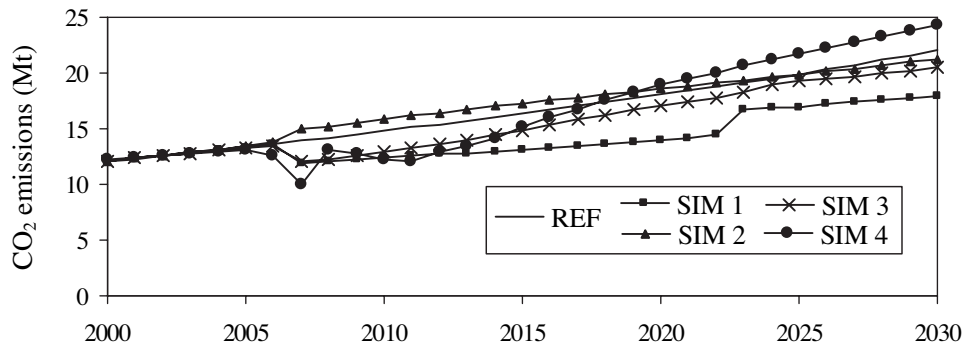


Figure 7. Effects of the policy combinations on CO₂ emissions in the energy sector (Mt CO₂).

Regarding the energy sector, abatement of its CO₂ emissions correspond *inversely* to abatement of emissions in the CO₂-intensive electricity sector. The more the CCS technology is adopted in the CO₂-intensive electricity sector, the more market share electricity gains as an energy carrier and the more natural gas is demanded by the electricity sector ultimately leading to more CO₂ emissions in the energy sector. This effect is especially visible in the last three simulations with the additional technology policies and highlights that technology policy does not necessarily provide incentives to reduce energy use.

4.6. Fiscal implications

The cost-effective policies identified above have different fiscal implications (see **Table 3**). In the first simulation with only the CO₂ trading schemes, revenues from these schemes amount to 96 billion euros or 2.8% of gross domestic output over the entire 24-year period the trading schemes are in place.

These revenues are sufficient to finance technology policy that is limited in scope. Indeed, expenditures on the adoption subsidy amount to 32 billion euros or 0.9% of gross domestic output while revenues from the trading schemes are 83 billion euros or 2.4% of gross domestic output in the second simulation. Compared to the first simulation with only the trading schemes, however, revenues from these trading schemes now fall by 13 billion euros as the immediate adoption of the CCS technology makes it cost effective to shift some of the abatement burden away from the CO₂-intensive sectors. Similar fiscal implications can be observed in the third simulation with the R&D subsidy for CCS instead of the adoption subsidy. As it is cost effective to let the CCS technology gain market share only gradually in this simulation, both the R&D subsidy for CCS and its fiscal implications are smaller in size.

Finally, the fourth simulation with the optimally differentiated R&D subsidies shows clearly that there is a limit to the extent that revenues from the trading schemes can be used to finance technology policy. The expenditures on the R&D subsidies are now a factor of 10 larger than the revenues from the trading schemes. Yet, this simulation also shows clearly that technology policy pays for itself in the sense that gross domestic output increases more than the expenditures on the R&D subsidies. The latter now amounts to 1,536 billion euros over the entire 24-year period the policies are in place whereas the former increases from 3,425 to 5,493 billion euros.

Table 3. Fiscal implications of the policies.

	Simulation:	1	2	3	4
Gross domestic output (billion euros)		3,425	3,482	3,446	5,493
Revenues from the CO ₂ trading schemes (billion euros)		96	83	91	158
As share of gross domestic output (%)		2.8	2.4	2.7	2.9
Expenditures on the subsidies (billion euros)			32	12	1,536
As share of gross domestic output (%)			0.9	0.4	28.0

Numbers are aggregated from the time the policies are introduced (2007) till the end of the time period under study (2030) and are expressed as present values. Simulation 1 refers to differentiated CO₂-trading schemes; simulation 2 to the combination of differentiated CO₂-trading schemes and an adoption subsidy; simulation 3 to the combination of differentiated CO₂-trading schemes and a directed R&D subsidy; and simulation 4 to the combination of differentiated CO₂-trading schemes and differentiated R&D subsidies. Policies reported for these simulations are the cost effective policies to achieve the emission reduction and are not necessarily the minimum policies required to induce adoption of the CCS technology.

4.7. Sensitivity analysis

Table 4 reports the sensitivity of our results to key parameter values. We use central parameter values in all sensitivity simulations except for the parameter subject to analysis. We limit ourselves to CCS-related parameters given our focus on technology adoption.

We find that our results are robust to the range of parameter values considered. Combining differentiated CO₂-trading schemes with the adoption subsidy remains the most effective set of policy instruments to induce CCS technology whereas combining the CO₂-trading schemes with the optimal set of differentiated R&D subsidies remains the cost-effective set of policy instruments to induce CCS technology and ultimately to achieve the abatement target.

Turning to the specific parameters subject to analysis, increasing the coefficient value of technology externalities associated with innovation of the CCS technology by 25% has a positive effect on discounted welfare and adoption of the of the CCS technology as its productivity improves faster. This is especially visible in simulations 3 and 4, in which adoption occurs not immediately after the introduction of the policy combination. Further, halving the storage costs of the CCS technology to €2.50 per ton CO₂ has a positive effect on discounted welfare and adoption of the CCS technology as well because the lower storage costs reduce the markup over the cost of conventional electricity. The opposite applies if we double the storage costs to €10 per ton CO₂. Finally, specifying CCS also for PC and IGCC does not lead to any adoption of these technologies because of their high markup relative to the CCS technology for NGCC. Consequently, discounted welfare and adoption of the gas CCS technology are not affected.

Table 4. Piecemeal sensitivity analysis.

Discounted welfare (% change)	Simulation:	1	2	3	4
Regular simulation		0.00	0.00	0.00	0.00
25% higher externalities for CCS		0.00	0.02	0.05	0.01
Storage costs halved		0.07	0.05	0.09	0.03
Storage costs doubled		-0.16	-0.10	-0.23	-0.07
CCS for coal-fired plants		0.00	0.00	0.00	0.00
Cumulative output-share of CCS for gas-fired plants (%)		1	2	3	4
Regular simulation		38.4	100	72.6	91.9
25% higher externalities for CCS		38.4	100	74.2	92.4
Storage costs halved		43.0	100	75.6	93.7
Storage costs doubled		24.3	100	67.8	87.6
CCS for coal-fired plants		38.4	100	72.6	91.9

Numbers are cumulative output shares of the CCS for gas-fired power plants in the CO₂-intensive electricity sector.

Simulation 1 refers to differentiated CO₂-trading schemes; simulation 2 to the combination of differentiated CO₂-trading schemes and an adoption subsidy; simulation 3 to the combination of differentiated CO₂-trading schemes and a directed R&D subsidy; and simulation 4 to the combination of differentiated CO₂-trading schemes and differentiated R&D subsidies. Neither the CCS for pulverized-coal fired plants nor the CCS for integrated coal gasification combined cycles are adopted and hence their market shares are not reported.

5. CONCLUSIONS

Environmental policy, such as trading schemes to abate CO₂ emissions, can induce technical change. Although novel abatement technology may be an important result of environmental policy, a cost effective policy may not necessarily lead to widespread adoption of such

technology because of prohibitive costs or technology externalities, or both. Technology policy aimed at the technology externalities can be used to induce more widespread adoption of CO₂ abatement technology and in turn improve cost effectiveness of the abatement. In addition, differentiating policy between sectors may further increase its cost effectiveness if technology externalities differ from sector to sector. As a caveat, we did not study institutional aspects of technology policy or the precise form such policy should take in practice. Instead, we addressed more general questions first: Is technology policy necessary in the first place? If yes, is it cheaper to use technology adoption subsidies or R&D subsidies directed to the CO₂ abatement technology? Do we also induce its adoption if we try to correct for all market failures associated with technical change throughout the economy?

To answer these questions, we developed a dynamic CGE model, in which we specified CCS as a CO₂ abatement technology for gas-fired power plants in the CO₂-intensive electricity sector. Simulations revealed which policy combination is cost effective with respect to adoption of the CCS technology and ultimately with respect to abatement of CO₂ emissions.

Although it takes time, CO₂-trading schemes alone are sufficient to induce adoption of the CCS technology under current abatement targets. Combining the CO₂-trading schemes with R&D subsidies that are optimally differentiated across CO₂-intensive- and non-CO₂ intensive sectors leads to faster adoption of the CCS technology and is cost effective in achieving the abatement target. In fact, the economy improves relative to the reference case because of the correction for technology externalities throughout the whole economy. Although R&D subsidies are the first-best instrument to internalize technology externalities, they are not necessarily the most effective instrument to induce adoption of new technology. For that purpose, an adoption subsidy is preferred. Such a subsidy directly improves the competitiveness of the CCS technology by compensating for its markup over the cost of conventional electricity. Consequently, the CCS technology immediately substitutes for the conventional technologies used in the CO₂-intensive electricity sector.

Policy combinations that involve CO₂-trading schemes, R&D, and adoption subsidies thus are more cost-effective in achieving the abatement target. Yet, the difficulty remains how to get this policy choice right in reality. In a model, we can search for the best combination but our ability to accurately characterize the real possibility frontier for a technology like CCS is necessarily limited. How inexpensive can engineers make it and how much effort will that take? How much of any gain from such R&D will be appropriated and how much will spill over? Clear empirical answers to those questions are needed to guide the optimal choice of policy. Our research supports the idea that all policy combinations under study can play a role, but any policy needs to be carefully formulated and evaluated in terms of whether it is actually achieving the goal, or whether it has ceased to be needed because, for example, knowledge spillovers have been widely exhausted.

Acknowledgements

We would like to thank Kay Damen, Jim McFarland, Sergey Paltsev, Andreas Löschel and John Parsons for helpful comments. The usual disclaimer applies.

6. REFERENCES

- Basu, S., Weil, D.N., 1998. Appropriate technology and growth. *The Quarterly Journal of Economics* **113**(4), 1025-1054.
- Damen, K., Troost, M.van, Faaij, A., Turkenburg, W., 2006. A comparison of electricity and hydrogen production systems with CO₂ capture and storage. Part A: Review and selection of promising conversion and capture technologies. *Progress in Energy and Combustion Science* **32**(2), 215–246.
- Ellerman, A.D., Joskow, P.L., Schmalensee, R., Montero, J.P., Bailey, E.M., 2000. *Markets for clean air: The US acid rain program*. Cambridge University Press, Cambridge, U.K.
- Gerlagh, R., Zwaan, B. van der, 2006. Options and instruments for a deep cut in CO₂ emissions: Carbon dioxide capture or renewables, taxes or subsidies? *The Energy Journal* **27**(3), 25-48.
- Goulder, L.H., Mathai, K., 2000. Optimal CO₂ abatement in the presence of induced technological change. *Journal of Environmental Economics and Management* **39**(1), 1-38.
- Hassett, K.A., Metcalf, G.E., 1995. Energy tax credits and residential conservation investment: Evidence from panel data. *Journal of Public Economics* **57**(2), 201-217.
- Intergovernmental Panel on Climate Change (IPCC), 2005. *Carbon dioxide capture and storage*. Cambridge University Press, Cambridge, UK.
- International Energy Agency (IEA), 1999. *Electric power technology opportunities and challenges of companies*. Paris.
- Jaffe, A.B., Newell, R.G., Stavins, R.N., 2002. Environmental policy and technological change. *Environmental and Resource Economics* **22**(1-2), 41-69.
- Jaffe, A.B., Stavins, R.N., 1995. Dynamic incentives of environmental regulations: The effects of alternative policy instruments on technology diffusion. *Journal of Environmental Economics and Management* **29**(3), S43-S63.
- Jung, C., Krutilla, K., Boyd, R., 1996. Incentives for advanced pollution abatement technology at the industry level: An evaluation of policy alternatives. *Journal of Environmental Economics and Management* **30**(1), 95-111.
- Kverndokk, S., Rosendahl, K.E., Rutherford, T.F., 2004. Climate policies and induced technological change: Which to choose the carrot or the stick? *Environmental and Resource Economics* **27**(1), 21-41.
- McFarland, J.R., Reilly, J.M., Herzog, H.J., 2004. Representing energy technologies in top-down economic models using bottom-up information. *Energy Economics* **26**(4), 685-707.
- Milliman, S.R., Prince, R., 1989. Firm incentives to promote technological change in pollution control. *Journal of Environmental Economics and Management* **17**(3), 247-265.
- Milliman, S.R., Prince, R., 1992. Firm incentives to promote technological change in pollution control: Reply. *Journal of Environmental Economics and Management* **22**(3), 292-296.
- Otto, V.M., Löschel, A., Reilly, J.M., 2006. Directed technical change and climate policy. Joint Program on the Science and Policy of Global Change Report No. 134. Massachusetts Institute of Technology, Cambridge, MA.
- Popp, D., 2004. ENTICE-BR: The effects of backstop technology R&D on climate policy models. *Energy Economics* **28**(2), 188-222.
- Requate, T., 2005. Dynamic incentives by environmental policy instruments: A survey. *Ecological Economics* **54**(2-3), 175-195.
- Rosendahl, K.E., 2004. Cost-effective environmental policy: Implications of induced technological change. *Journal of Environmental Economics and Management* **48**(3), 1099-1121.
- Rutherford, T.F., 1999. Applied general equilibrium modeling with MPSGE as a GAMS subsystem: An overview of the modeling framework and syntax. *Computational Economics* **14**(1-2), 1-46.

REPORT SERIES of the MIT Joint Program on the Science and Policy of Global Change

1. **Uncertainty in Climate Change Policy Analysis**
Jacoby & Prinn December 1994
2. **Description and Validation of the MIT Version of the GISS 2D Model** *Sokolov & Stone* June 1995
3. **Responses of Primary Production and Carbon Storage to Changes in Climate and Atmospheric CO₂ Concentration** *Xiao et al.* October 1995
4. **Application of the Probabilistic Collocation Method for an Uncertainty Analysis** *Webster et al.* January 1996
5. **World Energy Consumption and CO₂ Emissions: 1950-2050** *Schmalensee et al.* April 1996
6. **The MIT Emission Prediction and Policy Analysis (EPPA) Model** *Yang et al.* May 1996 (*superseded* by No. 125)
7. **Integrated Global System Model for Climate Policy Analysis** *Prinn et al.* June 1996 (*superseded* by No. 124)
8. **Relative Roles of Changes in CO₂ and Climate to Equilibrium Responses of Net Primary Production and Carbon Storage** *Xiao et al.* June 1996
9. **CO₂ Emissions Limits: Economic Adjustments and the Distribution of Burdens** *Jacoby et al.* July 1997
10. **Modeling the Emissions of N₂O and CH₄ from the Terrestrial Biosphere to the Atmosphere** *Liu* Aug. 1996
11. **Global Warming Projections: Sensitivity to Deep Ocean Mixing** *Sokolov & Stone* September 1996
12. **Net Primary Production of Ecosystems in China and its Equilibrium Responses to Climate Changes**
Xiao et al. November 1996
13. **Greenhouse Policy Architectures and Institutions**
Schmalensee November 1996
14. **What Does Stabilizing Greenhouse Gas Concentrations Mean?** *Jacoby et al.* November 1996
15. **Economic Assessment of CO₂ Capture and Disposal**
Eckaus et al. December 1996
16. **What Drives Deforestation in the Brazilian Amazon?**
Pfaff December 1996
17. **A Flexible Climate Model For Use In Integrated Assessments** *Sokolov & Stone* March 1997
18. **Transient Climate Change and Potential Croplands of the World in the 21st Century** *Xiao et al.* May 1997
19. **Joint Implementation: Lessons from Title IV's Voluntary Compliance Programs** *Atkeson* June 1997
20. **Parameterization of Urban Subgrid Scale Processes in Global Atm. Chemistry Models** *Calbo et al.* July 1997
21. **Needed: A Realistic Strategy for Global Warming**
Jacoby, Prinn & Schmalensee August 1997
22. **Same Science, Differing Policies; The Saga of Global Climate Change** *Skolnikoff* August 1997
23. **Uncertainty in the Oceanic Heat and Carbon Uptake and their Impact on Climate Projections**
Sokolov et al. September 1997
24. **A Global Interactive Chemistry and Climate Model**
Wang, Prinn & Sokolov September 1997
25. **Interactions Among Emissions, Atmospheric Chemistry & Climate Change** *Wang & Prinn* Sept. 1997
26. **Necessary Conditions for Stabilization Agreements**
Yang & Jacoby October 1997
27. **Annex I Differentiation Proposals: Implications for Welfare, Equity and Policy** *Reiner & Jacoby* Oct. 1997
28. **Transient Climate Change and Net Ecosystem Production of the Terrestrial Biosphere**
Xiao et al. November 1997
29. **Analysis of CO₂ Emissions from Fossil Fuel in Korea: 1961-1994** *Choi* November 1997
30. **Uncertainty in Future Carbon Emissions: A Preliminary Exploration** *Webster* November 1997
31. **Beyond Emissions Paths: Rethinking the Climate Impacts of Emissions Protocols** *Webster & Reiner* November 1997
32. **Kyoto's Unfinished Business** *Jacoby et al.* June 1998
33. **Economic Development and the Structure of the Demand for Commercial Energy** *Judson et al.* April 1998
34. **Combined Effects of Anthropogenic Emissions and Resultant Climatic Changes on Atmospheric OH**
Wang & Prinn April 1998
35. **Impact of Emissions, Chemistry, and Climate on Atmospheric Carbon Monoxide** *Wang & Prinn* April 1998
36. **Integrated Global System Model for Climate Policy Assessment: Feedbacks and Sensitivity Studies**
Prinn et al. June 1998
37. **Quantifying the Uncertainty in Climate Predictions**
Webster & Sokolov July 1998
38. **Sequential Climate Decisions Under Uncertainty: An Integrated Framework** *Valverde et al.* September 1998
39. **Uncertainty in Atmospheric CO₂ (Ocean Carbon Cycle Model Analysis)** *Holian* Oct. 1998 (*superseded* by No. 80)
40. **Analysis of Post-Kyoto CO₂ Emissions Trading Using Marginal Abatement Curves** *Ellerman & Decaux* Oct. 1998
41. **The Effects on Developing Countries of the Kyoto Protocol and CO₂ Emissions Trading**
Ellerman et al. November 1998
42. **Obstacles to Global CO₂ Trading: A Familiar Problem**
Ellerman November 1998
43. **The Uses and Misuses of Technology Development as a Component of Climate Policy** *Jacoby* November 1998
44. **Primary Aluminum Production: Climate Policy, Emissions and Costs** *Harnisch et al.* December 1998
45. **Multi-Gas Assessment of the Kyoto Protocol**
Reilly et al. January 1999
46. **From Science to Policy: The Science-Related Politics of Climate Change Policy in the U.S.** *Skolnikoff* January 1999
47. **Constraining Uncertainties in Climate Models Using Climate Change Detection Techniques**
Forest et al. April 1999
48. **Adjusting to Policy Expectations in Climate Change Modeling** *Shackley et al.* May 1999

Contact the Joint Program Office to request a copy. The Report Series is distributed at no charge.

REPORT SERIES of the MIT Joint Program on the Science and Policy of Global Change

49. **Toward a Useful Architecture for Climate Change Negotiations** *Jacoby et al.* May 1999
50. **A Study of the Effects of Natural Fertility, Weather and Productive Inputs in Chinese Agriculture** *Eckaus & Tso* July 1999
51. **Japanese Nuclear Power and the Kyoto Agreement** *Babiker, Reilly & Ellerman* August 1999
52. **Interactive Chemistry and Climate Models in Global Change Studies** *Wang & Prinn* September 1999
53. **Developing Country Effects of Kyoto-Type Emissions Restrictions** *Babiker & Jacoby* October 1999
54. **Model Estimates of the Mass Balance of the Greenland and Antarctic Ice Sheets** *Bugnion* Oct 1999
55. **Changes in Sea-Level Associated with Modifications of Ice Sheets over 21st Century** *Bugnion* October 1999
56. **The Kyoto Protocol and Developing Countries** *Babiker et al.* October 1999
57. **Can EPA Regulate Greenhouse Gases Before the Senate Ratifies the Kyoto Protocol?** *Bugnion & Reiner* November 1999
58. **Multiple Gas Control Under the Kyoto Agreement** *Reilly, Mayer & Harnisch* March 2000
59. **Supplementarity: An Invitation for Monopsony?** *Ellerman & Sue Wing* April 2000
60. **A Coupled Atmosphere-Ocean Model of Intermediate Complexity** *Kamenkovich et al.* May 2000
61. **Effects of Differentiating Climate Policy by Sector: A U.S. Example** *Babiker et al.* May 2000
62. **Constraining Climate Model Properties Using Optimal Fingerprint Detection Methods** *Forest et al.* May 2000
63. **Linking Local Air Pollution to Global Chemistry and Climate** *Mayer et al.* June 2000
64. **The Effects of Changing Consumption Patterns on the Costs of Emission Restrictions** *Lahiri et al.* Aug 2000
65. **Rethinking the Kyoto Emissions Targets** *Babiker & Eckaus* August 2000
66. **Fair Trade and Harmonization of Climate Change Policies in Europe** *Viguié* September 2000
67. **The Curious Role of "Learning" in Climate Policy: Should We Wait for More Data?** *Webster* October 2000
68. **How to Think About Human Influence on Climate** *Forest, Stone & Jacoby* October 2000
69. **Tradable Permits for Greenhouse Gas Emissions: A primer with reference to Europe** *Ellerman* Nov 2000
70. **Carbon Emissions and The Kyoto Commitment in the European Union** *Viguié et al.* February 2001
71. **The MIT Emissions Prediction and Policy Analysis Model: Revisions, Sensitivities and Results** *Babiker et al.* February 2001 (*superseded* by No. 125)
72. **Cap and Trade Policies in the Presence of Monopoly and Distortionary Taxation** *Fullerton & Metcalf* March '01
73. **Uncertainty Analysis of Global Climate Change Projections** *Webster et al.* Mar. '01 (*superseded* by No. 95)
74. **The Welfare Costs of Hybrid Carbon Policies in the European Union** *Babiker et al.* June 2001
75. **Feedbacks Affecting the Response of the Thermohaline Circulation to Increasing CO₂** *Kamenkovich et al.* July 2001
76. **CO₂ Abatement by Multi-fueled Electric Utilities: An Analysis Based on Japanese Data** *Ellerman & Tsukada* July 2001
77. **Comparing Greenhouse Gases** *Reilly et al.* July 2001
78. **Quantifying Uncertainties in Climate System Properties using Recent Climate Observations** *Forest et al.* July 2001
79. **Uncertainty in Emissions Projections for Climate Models** *Webster et al.* August 2001
80. **Uncertainty in Atmospheric CO₂ Predictions from a Global Ocean Carbon Cycle Model** *Holian et al.* September 2001
81. **A Comparison of the Behavior of AO GCMs in Transient Climate Change Experiments** *Sokolov et al.* December 2001
82. **The Evolution of a Climate Regime: Kyoto to Marrakech** *Babiker, Jacoby & Reiner* February 2002
83. **The "Safety Valve" and Climate Policy** *Jacoby & Ellerman* February 2002
84. **A Modeling Study on the Climate Impacts of Black Carbon Aerosols** *Wang* March 2002
85. **Tax Distortions and Global Climate Policy** *Babiker et al.* May 2002
86. **Incentive-based Approaches for Mitigating Greenhouse Gas Emissions: Issues and Prospects for India** *Gupta* June 2002
87. **Deep-Ocean Heat Uptake in an Ocean GCM with Idealized Geometry** *Huang, Stone & Hill* September 2002
88. **The Deep-Ocean Heat Uptake in Transient Climate Change** *Huang et al.* September 2002
89. **Representing Energy Technologies in Top-down Economic Models using Bottom-up Information** *McFarland et al.* October 2002
90. **Ozone Effects on Net Primary Production and Carbon Sequestration in the U.S. Using a Biogeochemistry Model** *Felzer et al.* November 2002
91. **Exclusionary Manipulation of Carbon Permit Markets: A Laboratory Test** *Carlén* November 2002
92. **An Issue of Permanence: Assessing the Effectiveness of Temporary Carbon Storage** *Herzog et al.* December 2002
93. **Is International Emissions Trading Always Beneficial?** *Babiker et al.* December 2002
94. **Modeling Non-CO₂ Greenhouse Gas Abatement** *Hyman et al.* December 2002

Contact the Joint Program Office to request a copy. The Report Series is distributed at no charge.

REPORT SERIES of the MIT *Joint Program on the Science and Policy of Global Change*

95. **Uncertainty Analysis of Climate Change and Policy Response** *Webster et al.* December 2002
96. **Market Power in International Carbon Emissions Trading: A Laboratory Test** *Carlén* January 2003
97. **Emissions Trading to Reduce Greenhouse Gas Emissions in the United States: The McCain-Lieberman Proposal** *Paltsev et al.* June 2003
98. **Russia's Role in the Kyoto Protocol** *Bernard et al.* Jun '03
99. **Thermohaline Circulation Stability: A Box Model Study** *Lucarini & Stone* June 2003
100. **Absolute vs. Intensity-Based Emissions Caps** *Ellerman & Sue Wing* July 2003
101. **Technology Detail in a Multi-Sector CGE Model: Transport Under Climate Policy** *Schafer & Jacoby* July 2003
102. **Induced Technical Change and the Cost of Climate Policy** *Sue Wing* September 2003
103. **Past and Future Effects of Ozone on Net Primary Production and Carbon Sequestration Using a Global Biogeochemical Model** *Felzer et al.* (revised) January 2004
104. **A Modeling Analysis of Methane Exchanges Between Alaskan Ecosystems and the Atmosphere** *Zhuang et al.* November 2003
105. **Analysis of Strategies of Companies under Carbon Constraint** *Hashimoto* January 2004
106. **Climate Prediction: The Limits of Ocean Models** *Stone* February 2004
107. **Informing Climate Policy Given Incommensurable Benefits Estimates** *Jacoby* February 2004
108. **Methane Fluxes Between Terrestrial Ecosystems and the Atmosphere at High Latitudes During the Past Century** *Zhuang et al.* March 2004
109. **Sensitivity of Climate to Diapycnal Diffusivity in the Ocean** *Dalan et al.* May 2004
110. **Stabilization and Global Climate Policy** *Sarofim et al.* July 2004
111. **Technology and Technical Change in the MIT EPPA Model** *Jacoby et al.* July 2004
112. **The Cost of Kyoto Protocol Targets: The Case of Japan** *Paltsev et al.* July 2004
113. **Economic Benefits of Air Pollution Regulation in the USA: An Integrated Approach** *Yang et al.* (revised) Jan. 2005
114. **The Role of Non-CO₂ Greenhouse Gases in Climate Policy: Analysis Using the MIT IGSM** *Reilly et al.* Aug. '04
115. **Future United States Energy Security Concerns** *Deutch* September 2004
116. **Explaining Long-Run Changes in the Energy Intensity of the U.S. Economy** *Sue Wing* Sept. 2004
117. **Modeling the Transport Sector: The Role of Existing Fuel Taxes in Climate Policy** *Paltsev et al.* November 2004
118. **Effects of Air Pollution Control on Climate** *Prinn et al.* January 2005
119. **Does Model Sensitivity to Changes in CO₂ Provide a Measure of Sensitivity to the Forcing of Different Nature?** *Sokolov* March 2005
120. **What Should the Government Do To Encourage Technical Change in the Energy Sector?** *Deutch* May '05
121. **Climate Change Taxes and Energy Efficiency in Japan** *Kasahara et al.* May 2005
122. **A 3D Ocean-Seaice-Carbon Cycle Model and its Coupling to a 2D Atmospheric Model: Uses in Climate Change Studies** *Dutkiewicz et al.* (revised) November 2005
123. **Simulating the Spatial Distribution of Population and Emissions to 2100** *Asadoorian* May 2005
124. **MIT Integrated Global System Model (IGSM) Version 2: Model Description and Baseline Evaluation** *Sokolov et al.* July 2005
125. **The MIT Emissions Prediction and Policy Analysis (EPPA) Model: Version 4** *Paltsev et al.* August 2005
126. **Estimated PDFs of Climate System Properties Including Natural and Anthropogenic Forcings** *Forest et al.* September 2005
127. **An Analysis of the European Emission Trading Scheme** *Reilly & Paltsev* October 2005
128. **Evaluating the Use of Ocean Models of Different Complexity in Climate Change Studies** *Sokolov et al.* November 2005
129. **Future Carbon Regulations and Current Investments in Alternative Coal-Fired Power Plant Designs** *Sekar et al.* December 2005
130. **Absolute vs. Intensity Limits for CO₂ Emission Control: Performance Under Uncertainty** *Sue Wing et al.* January 2006
131. **The Economic Impacts of Climate Change: Evidence from Agricultural Profits and Random Fluctuations in Weather** *Deschenes & Greenstone* January 2006
132. **The Value of Emissions Trading** *Webster et al.* Feb. 2006
133. **Estimating Probability Distributions from Complex Models with Bifurcations: The Case of Ocean Circulation Collapse** *Webster et al.* March 2006
134. **Directed Technical Change and Climate Policy** *Otto et al.* April 2006
135. **Modeling Climate Feedbacks to Energy Demand: The Case of China** *Asadoorian et al.* June 2006
136. **Bringing Transportation into a Cap-and-Trade Regime** *Ellerman, Jacoby & Zimmerman* June 2006
137. **Greenhouse Gas Mitigation as a Structural Change and Policies that Offset Its Depressing Effects** *Babiker & Eckaus* July 2006
138. **Energy Conservation in the United States: Understanding its Role in Climate Policy** *Mertcalf* Aug. '06
139. **Directed Technical Change and the Adoption of CO₂ Abatement Technology: The Case of CO₂ Capture and Storage** *Otto & Reilly* August 2006

Contact the Joint Program Office to request a copy. The Report Series is distributed at no charge.